



BENDIGO PRIMARY SCHOOL

OLD VIOLET STREET BENDIGO VICTORIA

PO BOX 316 BENDIGO VIC 3552

PHONE: (03) 5443 6411

FAX: (03) 5441 7657

EMAIL: bendigo.ps@education.vic.gov.au

WEBSITE: www.benviolet.vic.edu.au

FACEBOOK: [Bendigo Violet Street PS](https://www.facebook.com/Bendigo-Violet-Street-PS)

Wednesday 19th August 2020

Remote and Flexible Learning - week 3:

Thanks to the efforts of everyone and their commitment to keeping the learning going for all students. I had the opportunity to join in some whole class WebEx sessions last week and the responses of our youngest students (Foundation) were amazing. They competently entered the meetings on mute and respectfully took turns to share news and discuss Maths concepts. It demonstrated how powerful these sessions can be. It is a new way of working for us all. Our appreciation also to all Parents and Carers to ensure that this happens.

WebEx explicit teaching sessions for remote learners:

All class teachers have designated explicit teaching times for your child as part of a small group, for both Maths and Literacy lessons. Please make a record of these times. *A reminder on the fridge is a good suggestion!* Attendance at these teaching sessions must be prioritised to allow your child to receive appropriate 'just right' work and for their teacher to follow up work also. We ask for your support to ensure that they attend on time and ready to learn— just like at school!

Events at home:

Thanks to our families for sending in news of things happening at home and keeping me in touch. I can see a range of expertise and lots of creativity developing as families work hard to keep the learning fun. This is the time to enjoy learning together. Please take the opportunity to try some new things and make some new memories. Please have a look at the photos on the next page and thanks to the families for sending them through:

*Jed has been creative practising his spelling on the pavement at home. A great idea!

*Ewan's family has set up an incubator and we will be eagerly waiting to see the chicks hatch. Keep us in touch please Ewan!

*Abbie and Xavier have been using their *real life Maths* to help their Dad build a cubby. Lots of skills needed there.



Crossings on Marong Road and Don Street:

For families who are arriving on-site, please be aware that the City of Greater Bendigo Council has removed the supervisors from the crossings on Marong Road and Don Street. There has simply not been enough pedestrian use. There will not be anyone supervising these crossings into the near future.

IMPORTANT- PUPIL FREE DAY- FRIDAY 28th AUGUST:

Friday 28th August will be a Pupil Free Day. Only our teachers and ES staff will be working that day on professional development activities. No students will be required at school.

Mandy Costello Principal


Be Your Best!

Amanda.Costello@education.vic.gov.au

Sharon.Frappell@education.vic.gov.au



This week, Grade 3-4 planted beetroot and two types of capsicum to share seedlings as part of the Heathy Heart of Victoria project. We also harvested some celery which was very tasty!



Jed has been creative practising his spelling on the pavement at home. Wished I had thought of that!



Abbie and Xavier have been using their *real life Maths* to help their Dad build a cubby. Roll on the sunshine so they can paint it!



Ewan's family has set up an incubator and we will be eagerly waiting until early September to see the chicks hatch!



Calendar of Events

Regular Events

Camp Australia OSHC

Every day, Monday to Friday 3- 6pm

Library Club

Cancelled until further notice.

YOGA

Cancelled until further notice.

Brekky Club

Wednesdays on-site


Toasties and milo before school.

FUN FIT FRIDAY

Cancelled until further notice.

ASSEMBLY

Online option being explored. Watch this space!



Special Events

Friday 28th August

Pupil Free Day

Wednesday 2nd September

Indigenous Literacy Day

Sunday 6th September

Father's Day

Monday 14th September

School Council Meeting via Webex

Friday 18th September

Last day of Term 3



Pre-loved Uniforms!



Pre-loved uniforms are currently available by appointment only. **Please call the office to set up a time to come and view the items we have available.** If you have been having a clean out, we welcome any donations of pre-loved items. Please wash any items you have to donate and store in a plastic bag to drop off with a staff member when you are dropping your child to school. Thank you!



Specialist Corner

Music

MUSICAL MONDAYS

Music lessons are now online on Mondays.

Grades Prep to 2 join me on Webex from 2pm and then grades 3-6 participate from 2.30pm.

After beginning with a few hiccups (mostly on my end!), Music online has got off to a great start.

Of course, much like in our 'real' classes, not everyone gets to share or answer questions every time, so I strongly encourage you to send through photos, videos or thoughts on the lessons and with your permission, I can share them here in the newsletter or on our school Facebook page. If you have comments, questions or suggestions, please also let me know: Bridget.Finch@education.vic.gov.au

DYNAMICS

For the last couple of weeks, grades P-2 have been learning about dynamics in music.

The dynamics describes how loud or quiet music is.

This week we learned that the symbol 'p' stands for 'piano' which means quiet, and 'f' stands for 'forte' which means loud. We tried matching our voices to the symbols when singing.



During Monday's online lesson, the grade P-2 students were given one minute to find something at home that makes a loud or quiet sound. Of course, not everyone got to share, so Archer sent in a photo to show me the baby toy he found that makes a loud noise.

If you'd like to be in the newsletter, remember to send your musical photos to me!

CHALLENGING THE 3-6's

The upper grades continue to practise rhythm activities. The '1,2,3, Break it Down' clapping challenge has been tricky, however with persistence and good humour, lots of students have now mastered this pattern. The next challenge is to successfully use plastic cups to play the rhythm that goes along with the song *When I'm Gone* (also called *The Cup Song*). I've been pleasantly surprised by the can-do attitude and persistence the students have shown in the face of some quite complicated challenges and look forward to having students share their successes during our lesson next week.



Email Miss Finch at:
Bridget.Finch@education.vic.gov.au



Little Birds Sing
<https://www.facebook.com/littlebirdssing>





Little Birds Sing
<https://tinyurl.com/y8jlue4w>

Specialist Corner Art

What an adventure last week was with our first foray into 'live' WebEx Art lessons! Thank you to everyone who tuned in. It was great to see you all!

Foundation and Grades 1/2

Students in the junior school listened to the story 'Elmer' about an elephant who is brightly coloured patchwork. They then created their own brightly coloured and patterned animal, and there were some creative options too, with students asking if they could draw a caterpillar, a dinosaur and the Loch Ness Monster! It was wonderful to see them so excited and confident to draw their own animals without a template. Well done! Archer has drawn a brightly striped elephant. His photo is the only one I have received so far from the younger grades. I would love to see more! Please continue to email me when you have finished your artwork—Sheridan.Leversha@education.vic.gov.au



Grades 3/4 and 5/6

Students in the upper grades were challenged to create a collage this week, using both geometric and organic shapes. We went through a slideshow of instructions and suggestions, to get everyone started, and some started planning their artwork immediately. Here are some of the birdhouses I have been emailed so far. I would love to see more, so please keep emailing me your photos!



I know that some students feel anxious about 'getting things right' and doing things the 'right way', but I encourage you to remember what Wilson McCaskill teaches us about being brave and participating to progress. It can be scary, particularly in Art, to have a go creating something on your own, but there is no right or wrong answer in Art—only creativity. No matter that the task is each week—have a go!

School is about stepping bravely into the unknown. The unknown is often uncomfortable. The braver you are, the more you learn.



BE BRAVE - PARTICIPATE
TO PROGRESS



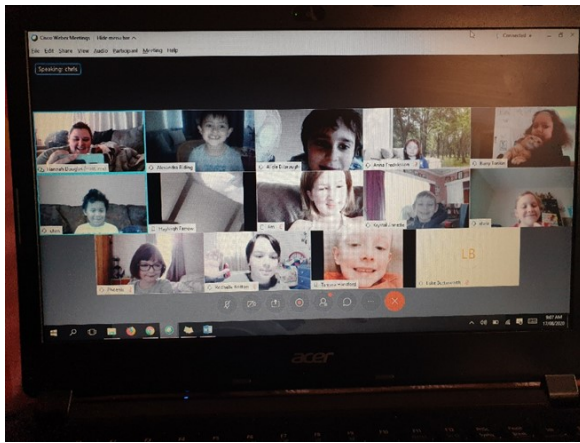
Email Miss Leversha at:
Sheridan.Leversha@education.vic.gov.au



Art with Miss L
<https://www.facebook.com/ArtwithMissL>



VIOLET STREET BENDIGO PRIMARY SCHOOL



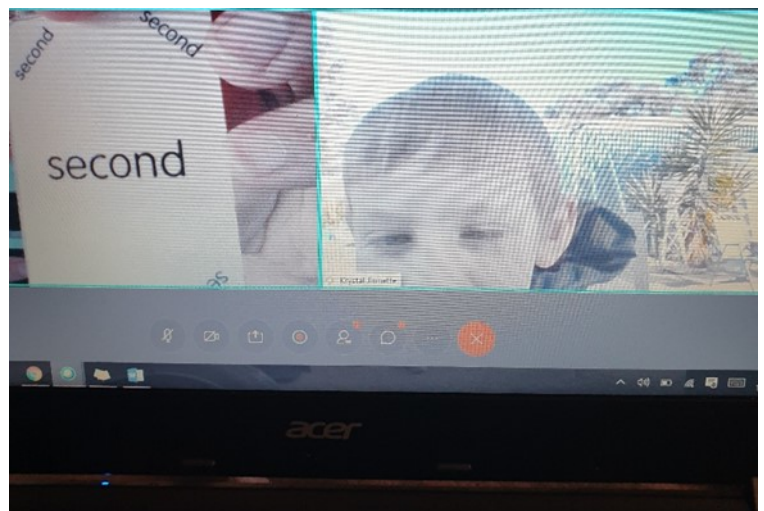
Remote Learning with Grade 1/2 D

Our days are looking very different now that we are learning from home, but we are enjoying our new morning routine on WebEx! Each morning, we meet with Miss Douglas (and Betty!) and we share a story together. Last week, we did some writing activities together while on WebEx and enjoyed still being able to share our ideas with our peers. This week, we are meeting and read together in our Guided Reading Groups.

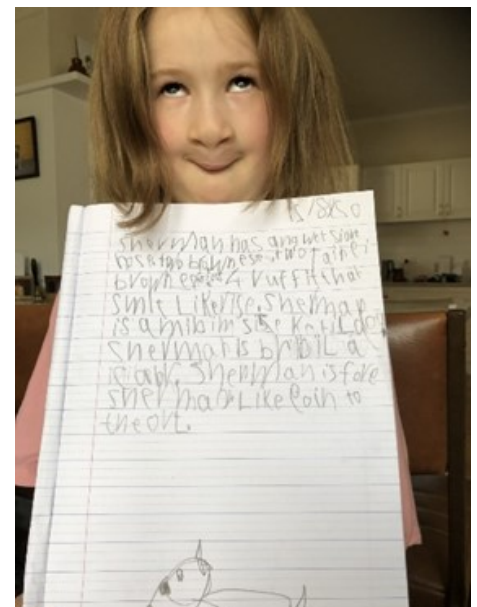
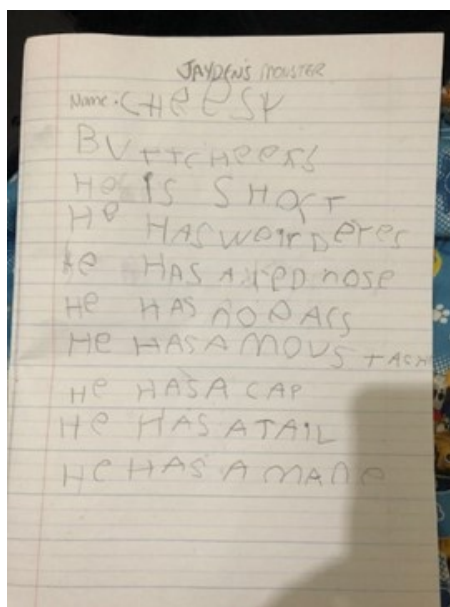
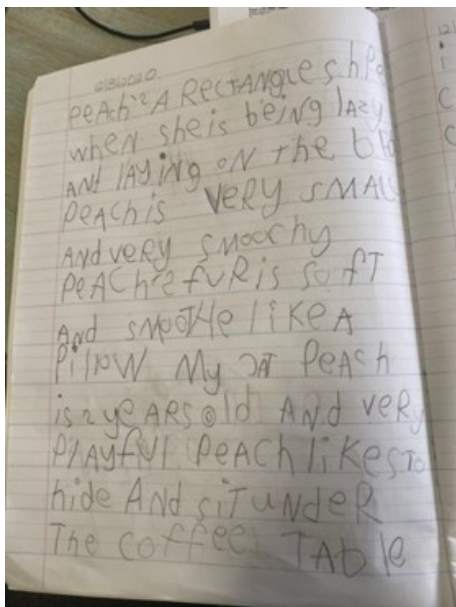
In Maths, we have been playing fluency games to practise our counting skills. One we practised last week was:

How far can you go?

Students roll a dice and pick a start number (i.e.. 56) and then write a counting pattern as far as they can. This could also be a timed challenge, how far can you go in 2 minutes etc. (56, 66, 76, 86, 96, 106, 116, 126 and so on). Students could count by 1, 2, 5 and 10 and forward and backward.




Archer and Miss Douglas getting those M100W words done!



In Literacy, we have been exploring descriptive writing. We have been using Stephen Graham's Descriptive Writing Bubble to ensure we write interesting sentences about our pets and monsters we designed. Archer wrote a page about his cat, Peaches, Jayden wrote a page about his monster and Tilly wrote a page about her dog, Sherman. We have also talked about adding in adjectives to describe our nouns.

Remote Learning in Term 3




5/6F—After listening to a theatre script called 'Solar Force Five', Lila visualised what was described in the script and painted this interpretation of what she heard. It looks fantastic, Lila!



Milla in 1/2W made some new friends during Investigation Time!



Monopoly is a great game for practising maths skills! What other board games do you have at home that practise maths skills? Practise taking turns and being a good sport are also important things to learn. Well done Taye (3/4CK) for finding a fun way to practise these at home!



Jesse in 3/4K beat his mum at Multiplication Squares!
How did you go?



On-Site Learning in Term 3 with the Grade 1/2s

The Grade 1/2s had a great time playing Beat the Penguin (place value bingo), Beat the Dragon (addition and subtraction bingo) and Beat the Dragon (money bingo).

There were some great number discussions happening in each small group.



After listening to the story 'Elmer' in Art, the Grade 1/2s enjoyed creating their own patterned animals. Some of them used the animal templates provided and some of them drew their own animal.





Koori News

This week our Koorie Leaders have decided to focus on giving you some ideas for things that you can do at home:

Watch:

Keeping Aboriginal Culture Alive:

<https://education.abc.net.au/home#!/media/2100778/keeping-aboriginal-culture-alive>



Play:

Traditional games at home:

<https://www.sport.nsw.gov.au/clubs/training/tig>



Learn:

Complete the word search that we have provided for you on the next page.

Create:

Aboriginal and Torres Strait Islander People weave natural materials such as vines, bark, hair, fur and feathers. They would take great care and time in making baskets, mats, bags and fishing nets or decorations that they could wear, hang up or use.

You will need:

- A twig with many branches
- Wool, scissors, collections of natural materials including feathers, long grasses, leaves, flowers, shells, beads, crepe paper

Use strips of crepe paper to wrap around the stem of the twig or branches.

Tie the wool to one part of the branch starting from the bottom and continue weaving making sure it stays firm.

When there is enough wool, tie it off.

Start to decorate with the natural resources, weaving in and out of the wool.

When completed, children can hang these from trees or they can be put on the ceiling using lengths of wool.

Another suggestion is they could be placed in a paper cup that has some play dough in the bottom.



Here is the land,

Here is the sky.


Here are your friends and here are mine.

We stand together,

Hand in hand

To respect and honour the Dja Dja Wurrung:

Traditional owners of this land



Traditional Aboriginal Hunting Tools

a m k a n g a r o o f f s d
b u g o b u l c l w i i u i
o l o n e t q e a e g s r g
r g a d m s u r u a h h v g
i a n l u p a e n p t i i i
g w n e s e r m c o i n v n
i o a i i a t o h n n g i g
n o e h c r z n y k g c n u
a d m s e e l y t o o l g f
l h u n t i n g b u r r o w
b o o m e r a n g e r h c o
s u s t a i n a b i l i t y

Aboriginal

shield

club

fishing

ceremony

surviving

fighting

weapon

music

burrow

sustainability

ochre

emu

tool

mulga wood

hunting

kangaroo

launch

net

eel

digging

spear

goanna

quartz

boomerang

Term 3 - Week 6

Welcome to week 6.

This week is National Science Week. This week's program will be filled with lots of science fun. The children will have the opportunity to take a journey through discovery and experimentation.

Activities include:

Service Details:

Our operating hours

3pm-6pm weekdays

Phone:

0408 592 784

Email:

Monday	Tuesday	Wednesday	Thursday	Friday
Colour changing flowers	Fireworks in a jar	Tornado in a glass	Balloon rockets	Instant hot ice

Friday 14th we celebrated Red Nose Day. We made different creations with red noses and red as the main colour. These were some creations done by the children:



Reminder: Camp Australia will be available for care on the pupil free day, Friday, August 28th. You can book in via our website.

To find out more about our Camp Australia OSHC service please visit our website at www.campaustalia.com.au or call our friendly Customer Care Team on 1300 105 343. The team are available 24 hours a day, 7 days a week (except National Public Holidays).

We look forward to seeing you and your family soon!

From Kaitlin, Lani and the Team at Camp Australia

Safety • Meaningful • Innovative • Leadership • Education

we make kids smile